

NX (CAD/CAM/CAE) PLM Software

About NX Software






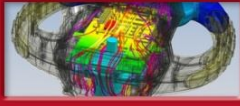
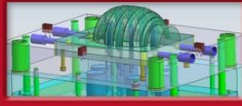


Develop Products Faster with NX Software

Siemens NX software is an integrated product design, engineering and manufacturing solution that helps you deliver better products faster and more efficiently.

Integrated CAD/CAM/CAE: Smarter Decisions, Better Products

NX for Design (CAD)

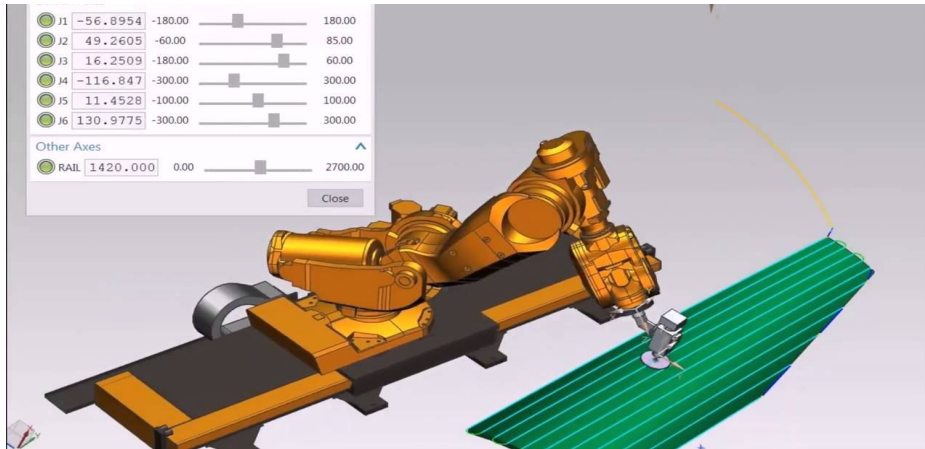
NX for Design is an integrated product design solution that streamlines and accelerates the product development process for engineers who need to deliver innovative products in a collaborative environment.

 Industrial Design & Styling	 Package Design	 Mechanical Design	 Electromechanical Design
 Mechanical Simulation	 Electromechanical Simulation	 Tooling & Fixture Design	 Machining
 Engineering Process Management			

NX for Manufacturing (CAM)

NX for Manufacturing provides you with a complete solution set for part manufacturing - from CAM to CNC controller.

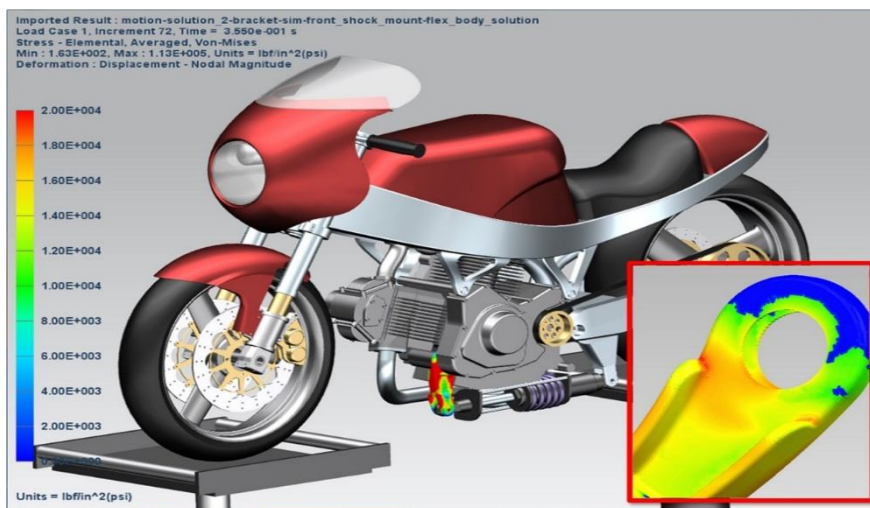
- Reduce NC programming and machining time
- Produce better quality parts
- Maximize use of manufacturing resources



Simcenter 3D (CAE)

Simcenter 3D delivers a unified, scalable, open and extensible environment for 3D CAE with connections to design, 1D simulation, test, and data management. Simcenter 3D speeds the simulation process by combining best-in-class geometry editing, associative simulation modeling and multi-discipline solutions embedded with industry expertise. Fast and accurate solvers power structural, acoustics, flow, thermal, motion, and composites analyses, as well as optimization and multi-physics simulation.

Simcenter 3D is available as a standalone simulation environment. It is also available completely integrated with NX delivering a seamless CAD/CAE experience.



Mechatronics Concept Designer

- Virtual startup without a physical prototype
- Mechatronics Concept Designer brings teams together by facilitating the integration of engineering departments, including requirements management, concept design, mechanical design, electrical design and software/automation engineering.
- Enhance collaboration among mechanical, electrical and automation designers

- Identify devices and assemblies in electronic computer-aided design (ECAD) and mechanical computer-aided design (MCAD)
- Simulate the real machine behavior, including PLC, CNC, actuators and sensors

